

Ropewalker

Electric projection screen with cable drop

SUBMITTAL

TECHNICAL INFO

Specifications

_____ (Qty.) Projection screens, size _____ h. x _____ w., ceiling-recessed, [free-hanging] [tab-tensioned] projection screen for use in high ceilings without black drop between the screen and ceiling.

OPERATOR: Electrically operated [60 Hz., 110-120V AC] [50 Hz., 220-240V AC] 5-wire motor with a 3A current draw mounted inside screen roller, instantly reversible, lifetime lubricated, with internal thermal overload protector and electric brake with preset limits.

EXTERNAL RECESSED CASE: 18-gauge steel, 14 1/2" (36.8cm) deep x 16 3/4" (42.5cm) high (including mounting brackets and bottom perimeter flange to provide support and trim for acoustical ceiling panels and trim for gypsum board ceiling).

INTERNAL SCREEN HOUSING: 18-gauge steel.

OPERATION: Roller with external drive mechanism engages the end of the fabric roller and lowers the viewing surface. Once the fabric is unrolled the mechanism disengages and then the inner case assembly is lowered into the room by a 5" (12.7 cm) OD roller tube via galvanized steel aircraft cables.

MAXIMUM DROP FROM RECESSED HOUSING: 34' (10.4 m).
Approximate travel speed: 20' (6.1 m) per minute (120V) or 17' (5.2 m) per minute (220V).

SAFETY MECHANISM: Built-in fall arrester designed to engage instantly whenever a cable or supporting structure fails. Cable arrester is actuated by speed or inertia in order to stop a load from falling due to a sudden failure such as a cable breakage, cable clamp failure or any increase in speed due to failure. Cable arrester incorporates a 3/16" (5mm) diameter, 7x19 galv. cable with a breaking strength rating of 6000 lbs (2,721 Kg) and will withstand a 1750 lb (794 Kg) free falling load without any failure of components or the belt. The housing and drum is manufactured from high tensile heat treated aluminum alloy. The locking mechanism always remains in the ready position regardless of whether cable is retracting or extending. Locking mechanism does not cycle constantly. The maximum free fall distance is 24" (61cm) of able travel in the event of failure. The locking mechanism utilizes multiple high strength steel pawls that deploy and evenly load the drum and housing when engaged and do not rely on a singular locking mechanism.

TENSIONED VIEWING SURFACES: Mildew resistant, with black masking borders. Each side of surface includes tab guide cable system to maintain even lateral tension and hold surface flat. Tabs are integrated into the cut of the screen material then electronically welded. Bottom of surface supported and masked by black, extruded aluminum dowel weighted to apply proper vertical tension. Top of surface masked by 12" (30cm) black drop. Matt White XT1000V and Grey XH600V viewing surfaces are certified to GREENGUARD standards for low chemical emissions into indoor air during product usage.

SELF-SUPPORTING VIEWING SURFACES: Viewing surface flame and mildew resistant. Matt White XT1000E and Contrast Grey XH800E viewing surfaces are certified to GREENGUARD standards for low chemical emissions into indoor air during product usage. For more information, visit ul.com/gg.

LOW-VOLTAGE CONTROL (OPTIONAL): is a commercial type 110-120V AC or 220-240V AC control operation. Low-Voltage Control is capable of operating one electric motor with up to a 1 HP rating. Control is factory wired and installed in an 6" x 4" x 2 1/2" (152mm x 102mm x 64mm) enclosure with a 6' 0" (1.83m) long power cord with a four-prong NEMA style twist lock grounded plug. Control includes a three-position terminal block mounted on the enclosure for an optional low-voltage key switch for motor control or controlled by control system with momentary contact closure. All wiring and electrical components are to be in accordance with local codes and as per manufacturers installation instructions. All conduits, wiring, and electrical components not specified herein, is supplied by the electrical contractor.

HANDHELD RF REMOTE CONTROL TRANSMITTER (OPTIONAL): Power supply for handheld is a standard 9-Volt battery. Operating range for handheld transmitter approximately 100' (30.5m).

PATENT INFORMATION: Available at www.draperinc.com/legal/patents.

DOWNLOADABLE 3-PART SPECIFICATIONS: www.draperinc.com/documents.aspx.
Entire unit certified by Underwriters' Laboratories, Inc. for the U.S. and Canada.

Please note: Dimensions of rollers, operators, and hardware at manufacturer's discretion.

Please check all appropriate selections and attach room schedule with verified dimensions.

Select Main Case Color

- ☐ White (standard) ☐ Black (optional)

Select Screen Case Color

- ☐ White (standard) ☐ Black (optional)

Screen Travel Distance:

- ☐ Distance from trim flange of Ropewalker case to top of screen case: _____
- ☐ Select Voltage: ☐ 115V ☐ 220V

Select Controls:

- ☐ Standard Single Station Switch (SS-1R)
- ☐ Power Supply Key Operated Switch (on-off)
- ☐ Low-Voltage Control (115V only)
- ☐ Handheld RF Remote
- ☐ Total number of Low-Voltage Switches (operate independently): _____

Select Viewing Surface:

OptiView (Self-Supporting Screen Surface)

- ☐ Matt White XT1000E (1.0 gain)
- ☐ Grey XH800E (0.8 gain)

OptiFlex (Tensioned Screen Surface)





- ☐ Matt White XT1000V (1.0 gain) (GREENGUARD Gold Certified)
- ☐ Grey XH600V (0.6 gain) (GREENGUARD Gold Certified)
- ☐ Pure White XT1300V (1.3 gain)

CineFlex (Rear Projection Tensioned Surface)

- ☐ CineFlex CH1200 (1.2 gain)
- ☐ CineFlex White XT700V (0.7 gain)
- ☐ Other: _____

- ☐  **TECVISION** Premium Optical Surface

Choose TecVision® surface:

- ☐ XH700X Grey (0.7 gain)  Certified
- ☐ XH800X ALR (0.8 gain)  Certified
- ☐ XH900X ALR (0.9 gain)  Certified
- ☐ XH1200X Grey (1.2 gain)  Certified
- ☐ MS1000X ALR (1.0 gain)  Certified
- ☐ CS1100X ALR (1.1 gain)  Certified
- ☐ XT1000X White (1.0 gain)  Certified
- ☐ XT1100X White (1.1 gain)  Certified
- ☐ XT1300X White (1.3 gain)  Certified
- ☐ XT1600X White (1.6 gain)  Certified
- ☐ Other _____

- ☐ I want the above  **TECVISION** surface perforated.



Draper, Inc. | 411 S. Pearl St. Spiceland, IN 47385
draperinc.com | 765.987.7999 | 800.238.7999
© 2025 All Rights Reserved | FORM: Ropewalker_Sub25

PROJECT: _____

ARCHITECT: _____

CONTRACTOR: _____

SUPPLIER: _____

DATE: _____ REVISED: _____

Dimensions and Data

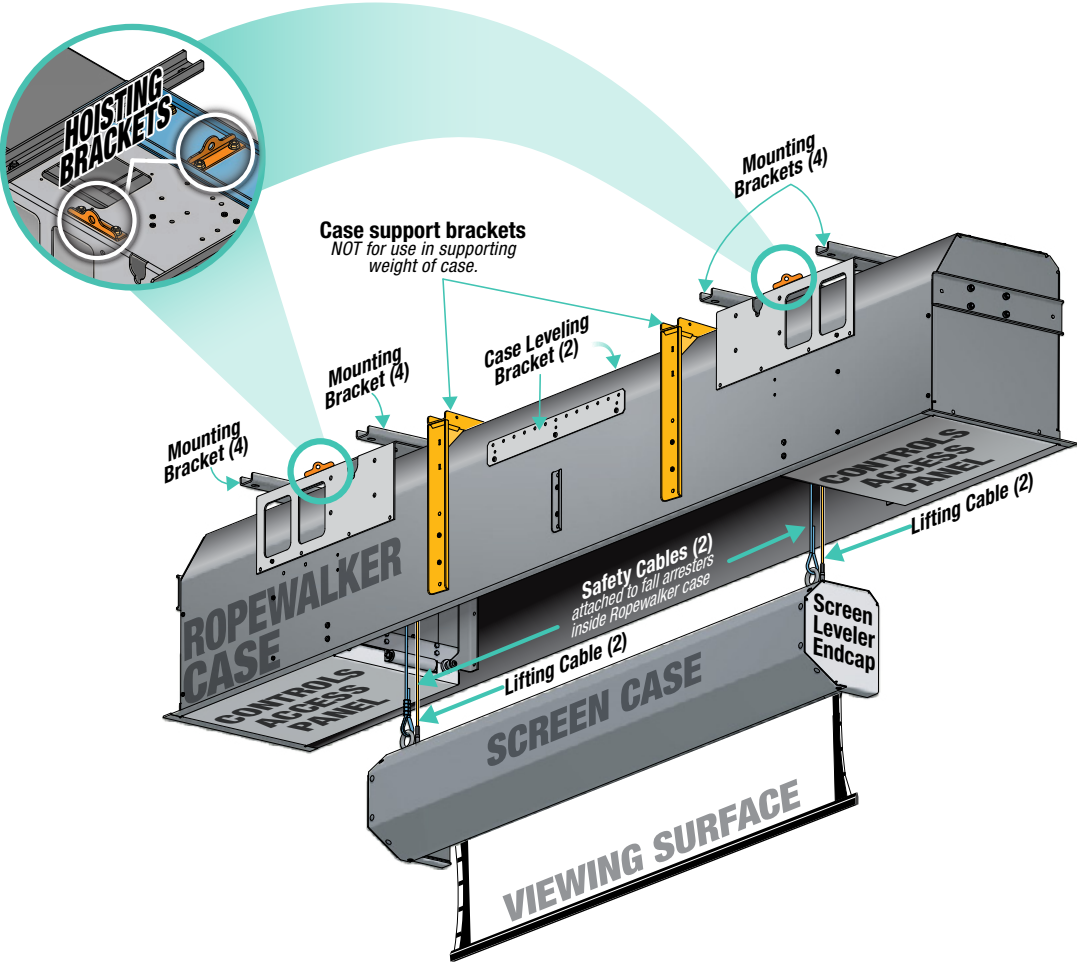
Ropewalker E: 16:10 HDTV			
DIAG.	CASE LENGTH	NET WT.	QTY.
76" (193cm)	123 5/8" (314cm)	424.8 lb (192.7kg)	
85" (216cm)	128 1/8" (325cm)	435 lb (197.3 kg)	
94" (239cm)	137 5/8" (350cm)	453.6 lb (205.7kg)	
109" (277cm)	150 1/8" (381cm)	480.3 lb (217.8kg)	
113" (287cm)	154 1/8" (391cm)	488.5 lb (221.6kg)	
123" (312cm)	162 1/8" (412cm)	505 lb (229.1kg)	
137" (348cm)	174 1/8" (442cm)	529.7 lb (240.3kg)	
165" (419cm)	198 1/8" (503cm)	579.1 lb (262.7kg)	
189" (480cm)	218 1/8" (554cm)	620.3 lb (281.4kg)	
198" (503cm)	226 1/8" (574cm)	636.7 lb (288.8kg)	
222" (564cm)	246 1/8" (625cm)	677.9 lb (307.5kg)	
255" (648cm)	274 1/8" (696cm)	735.5 lb (333.6kg)	
Custom Size			

Ropewalker V: 16:10 HDTV			
DIAG.	CASE LENGTH	NET WT.	QTY.
76" (193cm)	125 1/8" (318cm)	421 lb (191 kg)	
85" (216cm)	134" (340cm)	438.5 lb (199kg)	
94" (239cm)	142" (361cm)	454.2 lb (206kg)	
109" (277cm)	154" (391cm)	477.6 lb (216.6kg)	
113" (287cm)	159" (404cm)	487.4 lb (221.1kg)	
123" (312cm)	167" (424cm)	503 lb (228.2kg)	
137" (348cm)	179" (455cm)	526.5 lb (238.8kg)	
165" (419cm)	204 1/8" (518cm)	582.2 lb (264.1kg)	
189" (480cm)	225 5/8" (573cm)	624.1 lb (283.1kg)	
198" (503cm)	233 3/8" (593cm)	640.1 lb (290.3kg)	
222" (564cm)	258 1/8" (656cm)	690.1 lb (313kg)	
255" (648cm)	283 3/4" (721cm)	740 lb (335.7kg)	
Custom Size			

Ropewalker E: 16:9 HDTV			
DIAG.	CASE LENGTH	NET WT.	QTY.
73" (185cm)	123 5/8" (314cm)	424.8 lb (192.7kg)	
82" (208cm)	128 1/8" (325cm)	435 lb (197.3 kg)	
92" (234cm)	137 5/8" (350cm)	453.6 lb (205.7kg)	
100" (254cm)	145 1/8" (369cm)	470 lb (213.2kg)	
106" (269cm)	150 1/8" (381cm)	480.3 lb (217.8kg)	
110" (279cm)	154 1/8" (391cm)	488.5 lb (221.6kg)	
119" (302cm)	162 1/8" (412cm)	505 lb (229.1kg)	
133" (338cm)	174 1/8" (442cm)	529.7 lb (240.3kg)	
161" (409cm)	198 1/8" (503cm)	579.1 lb (262.7kg)	
184" (467cm)	218 1/8" (554cm)	620.3 lb (281.4kg)	
193" (490cm)	226 1/8" (574cm)	636.7 lb (288.8kg)	
220" (559cm)	246 1/8" (625cm)	677.9 lb (307.5kg)	
248" (630cm)	274 1/8" (696cm)	735.5 lb (333.6kg)	
Custom Size			

Ropewalker V: 16:9 HDTV			
DIAG.	CASE LENGTH	NET WT.	QTY.
73" (185cm)	125 1/8" (318cm)	421 lb (191 kg)	
82" (208cm)	133 1/8" (338cm)	436.6 lb (198kg)	
92" (234cm)	142" (361cm)	454.2 lb (206kg)	
100" (254cm)	149" (378cm)	467.8 lb (212.2kg)	
106" (269cm)	154" (391cm)	477.6 lb (216.6kg)	
110" (279cm)	158" (401cm)	485.4 lb (220.2kg)	
119" (302cm)	166" (422cm)	501.1 lb (227.3kg)	
133" (338cm)	179" (455cm)	526.5 lb (238.8kg)	
161" (409cm)	204 1/8" (518cm)	582.2 lb (264.1kg)	
184" (467cm)	224 1/8" (569cm)	622.1 lb (282.2kg)	
193" (490cm)	233 5/8" (593cm)	640.1 lb (290.3kg)	
220" (559cm)	258 1/8" (656cm)	690.1 lb (313kg)	
248" (630cm)	282 1/8" (717cm)	738 lb (334.8vkvkg)	
Custom Size			

Components

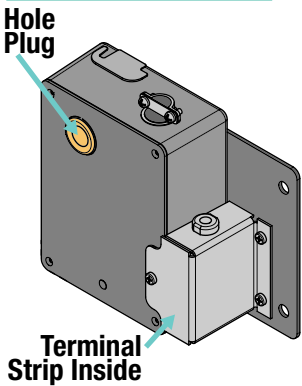


Standard Control Switch (SS-1R)

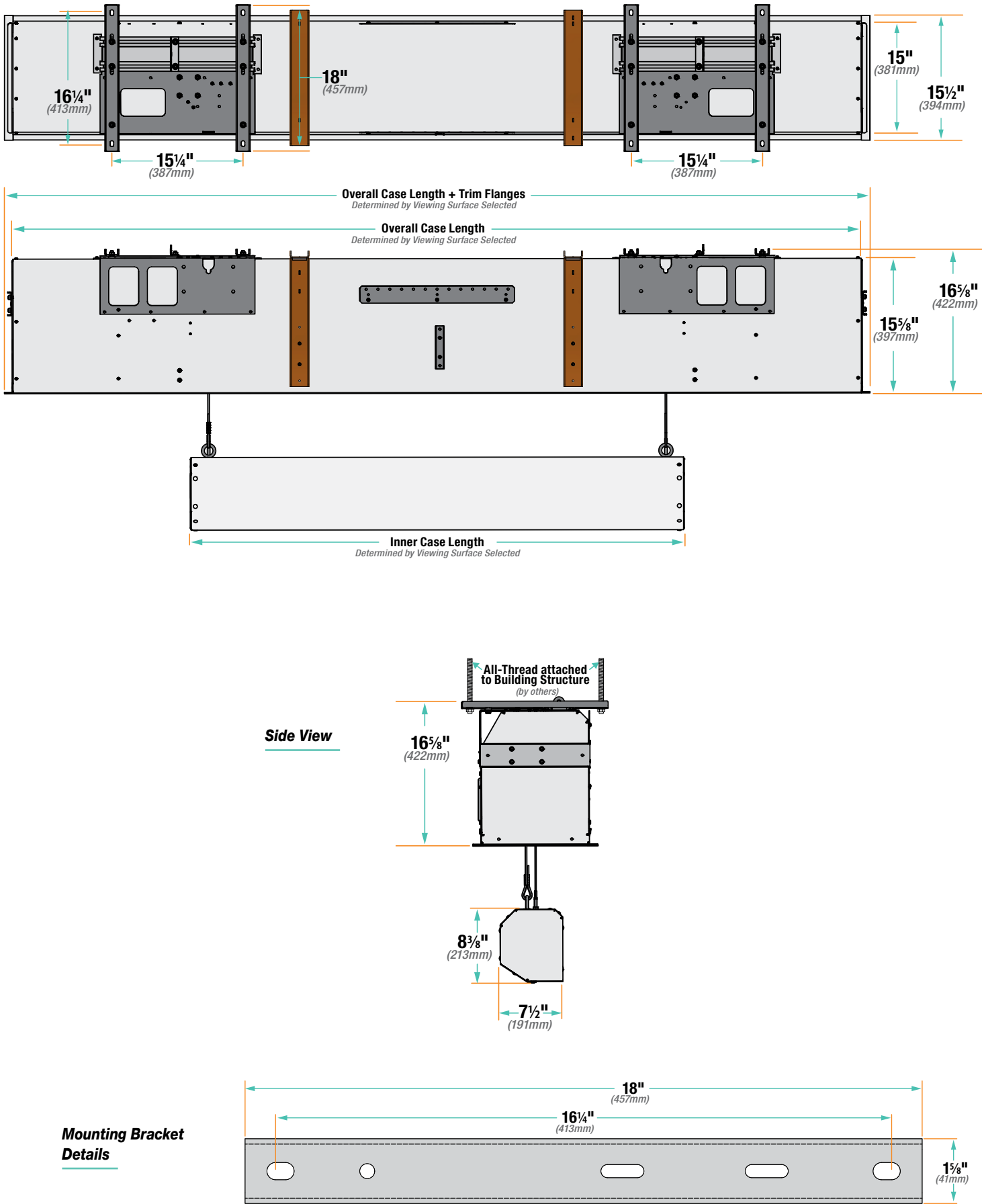


Single switches require a standard switch box that measures 3" (76mm) high x 2 1/4" (57mm) wide x 2 1/2" (64mm) deep. Install optional control switch in accordance with wiring diagram .

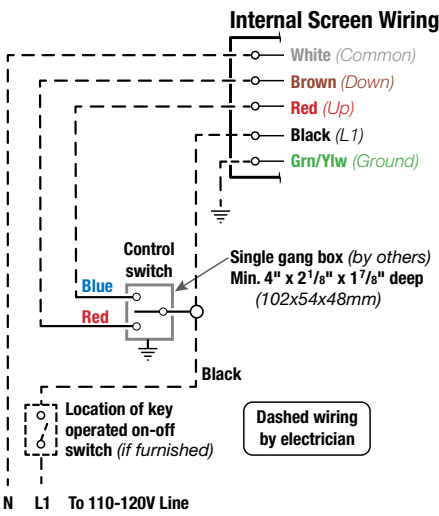
Low-Voltage RF Receiver



Dimensions

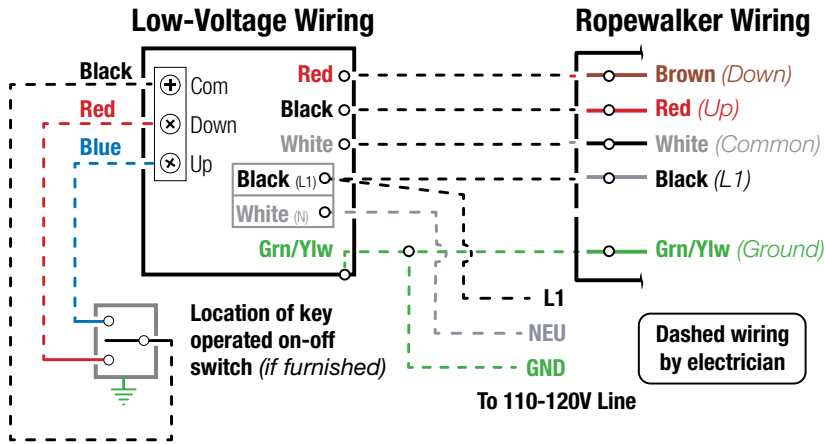


Single Station Control



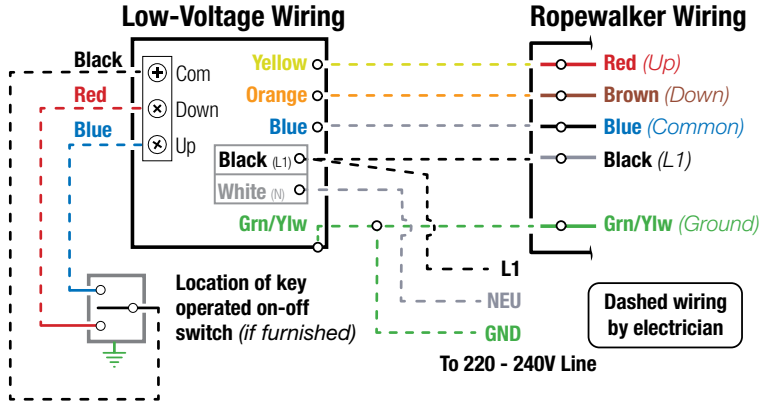
Ropewalker - Wiring for Low-voltage Control

Low-Voltage Control for 110V Ropewalker



220V Wiring Diagrams

Low-Voltage Control for 220V Ropewalker



Single Station Control

