

# Nocturne+ E

Outdoor electric projection screen

## SUBMITTAL

### TECHNICAL INFO

Please check all appropriate selections and attach room schedule with verified dimensions.

#### Specifications

**QUANTITY:** \_\_\_\_\_ **SIZE:** \_\_\_\_\_ h. x \_\_\_\_\_ w.  
Electrically operated, motorized, surface mounted, vertical roll up projection screen.

**ELECTRIC OPERATOR:** Tubular motor concealed inside screen roller tube. Location: [Left hand: standard] [Right hand: as scheduled].

**STANDARD MOTOR:** 110-120V AC, single-phase, 60 Hz, instantly reversible, lifetime lubricated, and equipped with internal thermal overload protector, electric brake, and pre-set accessible limit switches.

**OPTIONAL MOTOR:** Sonesse® Radio Technology Motor: 110-120V AC, single-phase, 60 Hz, instantly reversible, lifetime lubricated motor with a built-in radio receiver, equipped with internal thermal overload protector, electric brake, and pre-set accessible limit switches. (Compatible with Wireless Radio Technology Controls.)

**ROLLER:** 3" (76mm) dia. Metal roller, mounted on rubber insulated supports.

**VIEWING SURFACE ATTACHMENT:** Viewing surface attached to roller using double-sided tape. Bottom of viewing surface attached to weighted dowel.

**VIEWING SURFACE:** Fire retardant and mildew resistant. Matt White XT1000E and Contrast Grey XH800E viewing surfaces are certified to GREENGUARD GOLD standards for low chemical emissions into indoor air during product usage. For more information, visit [ul.com/gg](http://ul.com/gg).

**Please Note:** Matt White XT1000E surfaces up to 10' (305cm) high will be seamless.

**CASE:** Cassette-style extruded aluminum sections. 3 5/8" x 3 5/8" (92 mm x 92mm) by length required for screen being provided. **SHAPE:** [Square, curved]. **FINISH:** Silver, black, sand, white, ivory, or bronze powder coat.

**HEM BAR CONTAINMENT: GUIDE CABLES:** Deck Mount or Wall Mount

**SIZE:** 1 5/8" x 1 5/8" (41 mm x 41mm) **FINISH:** Silver, black, sand, white, ivory, or bronze powder coat.

**PATENT INFORMATION:** <http://www.draperinc.com/legal/patents>

**Please note:** Dimensions of rollers, operators, and hardware at manufacturer's discretion.

Sonesse® is a registered trademark of Somfy® Systems, Inc.

**Please Note:** Both wall mount and deck mount side cable kits are included.

#### Select Viewing Surface:

- ☐ Matt White XT1000E (1.0 gain):  
GREENGUARD Gold certified  
(Through 8' x 10' (2.4m x 3m))
- ☐ Contrast Grey XH800E (0.8 gain):  
GREENGUARD Gold certified
- ☐ Other: \_\_\_\_\_



#### Select Case Type

- ☐ Square
- ☐ Curved

#### Select Color of Screen Case

- ☐ White Textured ☐ Black Textured
- ☐ Bronze Textured ☐ Ivory Textured
- ☐ Silver ☐ Custom (Contact Draper®)

#### Select Cable Kit Color

- ☐ White Textured ☐ Black Textured
- ☐ Bronze Textured ☐ Ivory Textured
- ☐ Silver ☐ Custom (Contact Draper®)

#### Select Operator Location

(As seen from audience facing the screen.)

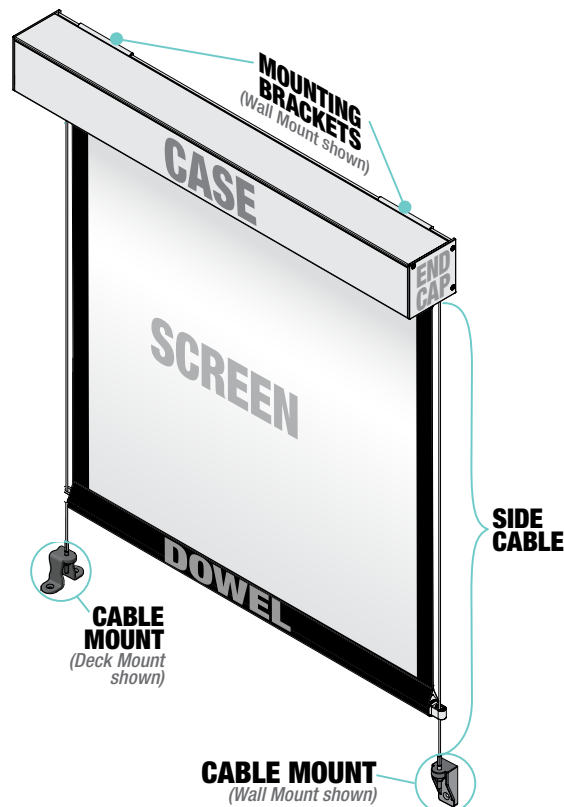
- ☐ Left Side (standard) ☐ Right Side

#### Select Reverse Roll

- ☐ Yes ☐ No

#### Select Screen Drop Options

- ☐ Extra Screen Drop (Total screen height cannot exceed 10' [305cm])
- ☐ Black (standard) ☐ Same color as viewing surface
- ☐ Length of total drop: \_\_\_\_\_ (including standard 12" [30.5cm] on some sizes)



Draper, Inc. | 411 S. Pearl St. Spiceland, IN 47385  
draperinc.com | 765.987.7999 | 800.238.7999

© 2025 All Rights Reserved | FORM: NocturnePlus\_E\_Sub25

PROJECT: \_\_\_\_\_

ARCHITECT: \_\_\_\_\_

CONTRACTOR: \_\_\_\_\_

SUPPLIER: \_\_\_\_\_

DATE: \_\_\_\_\_ REVISED: \_\_\_\_\_

Select Motors and Controls:

Standard Voltage Motor and Control Options:

- ☐ 110-120V AC motor (standard)
- ☐ Optional RTS motor

**Please Note:** These motors come with one 110V-120V AC 3-position wall switch (silver wall plate with black rocker).

- ☐ Optional 220V motor
- ☐ Single Station Wall Switch (standard)
- ☐ Substitute white switch for silver wall plate with black rocker
- ☐ Optional Key Operated Switch
  - ☐ Power Supply Key Switch (on-off) (KS-1)
  - ☐ 3-Position Key Control (KS-3)
  - ☐ 3-Position Switch with Hinged Key-Locking Coverplate (SP-KSM)

Low-Voltage Control Options:

- ☐ Low Voltage Control Module, External (optional)
- ☐ 24 Volt 3-Button Switch (standard)  
Number of 24V switches: \_\_\_\_\_
- ☐ Radio Frequency Remote Control (only with 24V)
- ☐ Infrared Remote Control (only with 24V)
- ☐ Optional Key Operated Switch
  - ☐ 3-Position Key Control Switch (SP-KSM)
  - ☐ 24 Volt 3-Button Switch with Hinged Key-Locking Coverplate (SP-KPS-1)  
Number of 24V switches: \_\_\_\_\_

RTS Control Options:

- ☐ Telis 1 Transmitter (1-Channel)
- ☐ Dry Contact Interface
- ☐ Decora RTS (1-Channel)

**Please Note:** Do not wire motors in parallel.

**Please Note:** Additional information about wiring is available on installation instructions for this product.

Dimensions and Data

NOMINAL DIAGONAL	IMAGE AREA [H X W]	OVERALL SIZE	CASE LENGTH	NET WT.	QTY.
16:10 Format					
94"	50" x 80"	62" x 83½"	85⅞"	44 lb	
(238.7cm)	(127cm x 203.2cm)	(157.5cm x 212.1cm)	(218.1cm)	(20kg)	
102"	54" x 87"	66" x 91"	93⅜"	42 lb	
(259.1cm)	(137.2cm x 221cm)	(167.6cm x 231.1cm)	(237.2cm)	(19.1kg)	
109"	57½" x 92"	69½" x 96"	98⅜"	49 lb	
(276.9cm)	(146cm x 233.7cm)	(176.5cm x 243.8cm)	(249.9cm)	(22.2kg)	
113"	60" x 96"	72" x 100"	102⅜"	51 lb	
(287cm)	(152.4cm x 243.8cm)	(182.9cm x 254cm)	(260cm)	(23.1kg)	
123"	65" x 104"	69" x 108"	110⅝"	73 lb	
(312.4cm)	(165.1cm x 264.2cm)	(175.3cm x 274.3cm)	(280.4cm)	(33.1kg)	
137"	72½" x 116"	76½" x 120"	122⅜"	81 lb	
(348cm)	(184.2cm x 294.6cm)	(194.3cm x 304.8cm)	(310.8cm)	(36.7kg)	
151"	80" x 128"	84" x 132"	134⅜"	89 lb	
(383.5cm)	(203.2cm x 325.1cm)	(213.4cm x 335.3cm)	(341.3cm)	(40.4kg)	
*NOTE: These sizes include 12" (30.5cm) black drop as standard.					
Custom Size					

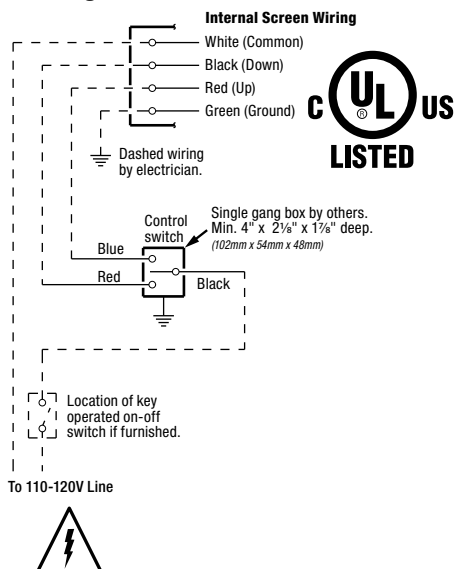
NOMINAL DIAGONAL	IMAGE AREA [H X W]	OVERALL SIZE	CASE LENGTH	NET WT.	QTY.
16:9 HDTV Format					
65"	31¾" x 56½"	43¾" x 59½"	61⅞"	34 lb	
(165.1cm)	(80.6cm x 143.5cm)	(111.1cm x 151.1cm)	(157.2cm)	(15.4kg)	
73"	36" x 64"	48" x 69½"	71⅞"	38 lb	
(185.4cm)	(91.4cm x 162.6cm)	(121.9cm x 176.5cm)	(182.6cm)	(17.2kg)	
82"	40½" x 72"	52½" x 74"	76⅝"	40 lb	
(208.3cm)	(102.9cm x 182.9cm)	(133.4cm x 188cm)	(194cm)	(18.7kg)	
92"	45" x 80"	57" x 83½"	85⅞"	44 lb	
(233.7cm)	(114.3cm x 203.2cm)	(144.8cm x 212.1cm)	(218.1cm)	(20kg)	
100"	49" x 87"	61" x 91"	93⅜"	47 lb	
(254cm)	(124.5cm x 221cm)	(154.9cm x 231.1cm)	(237.2cm)	(21.3kg)	
106"	52" x 92"	64" x 96"	98⅜"	49 lb	
(269.2cm)	(132.1cm x 233.7cm)	(162.6cm x 243.8cm)	(249.9cm)	(22.2kg)	
110"	54" x 96"	66" x 100"	102⅜"	51 lb	
(279.4cm)	(137.2cm x 243.8cm)	(167.6cm x 254cm)	(260cm)	(23.1kg)	
119"	58" x 104"	62" x 108"	110⅝"	73 lb	
(302.3cm)	(147.3cm x 264.2cm)	(157.5cm x 274.3cm)	(280.3cm)	(33.1kg)	
133"	65" x 116"	69" x 120"	122⅜"	81 lb	
(337.8cm)	(165.1cm x 294.6cm)	(175.3cm x 304.8cm)	(310.8cm)	(36.7kg)	
147"	72" x 128"	76" x 132"	134⅜"	89 lb	
(373.4cm)	(182.9cm x 325.1cm)	(193cm x 335.3cm)	(341.3cm)	(40.4kg)	
*NOTE: These sizes include 12" (30.5cm) black drop as standard.					
Custom Size					

NOMINAL DIAGONAL	IMAGE AREA [H X W]	OVERALL SIZE	CASE LENGTH	NET WT.	QTY.
4:3 NTSC Video Format					
6'	42½" x 56½"	46½" x 59½"	61⅞"	34 lb	
(182.9cm)	(108cm x 143.5cm)	(118.1cm x 151.1cm)	(157.2cm)	(15.4kg)	
7'	50" x 66½"	53½" x 69½"	71⅞"	38 lb	
(213.4cm)	(127cm x 168.9cm)	(135.9cm x 176.5cm)	(182.6cm)	(17.2kg)	
100"	60" x 80"	64" x 83½"	85⅞"	44 lb	
(254cm)	(152.4cm x 203.2cm)	(162.6cm x 212.1cm)	(218.1cm)	(20kg)	
10'	69" x 92"	73" x 96"	98⅜"	49 lb	
(304.8cm)	(175.3cm x 233.7cm)	(185.4cm x 243.8cm)	(249.9cm)	(22.2kg)	
11'	78" x 104"	83" x 108"	110⅝"	73 lb	
(335.3cm)	(198.1cm x 264.2cm)	(210.8cm x 274.3cm)	(280.4cm)	(33.1kg)	
150"	87" x 116"	92" x 120"	122⅜"	81 lb	
(381cm)	(221cm x 294.6cm)	(233.7cm x 304.8cm)	(310.8cm)	(36.7kg)	
Custom Size					

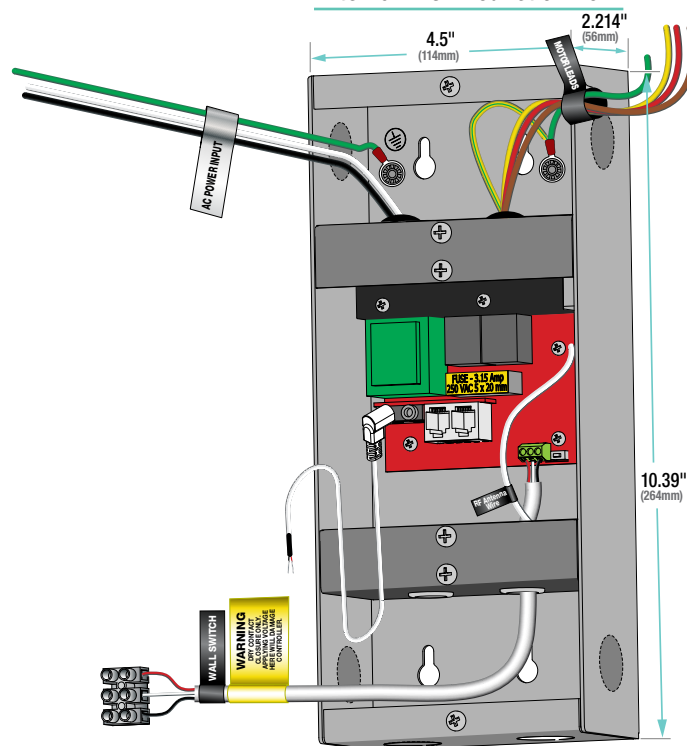
## Wiring Diagram: Standard and Quiet Motor

**Please Note:** Do not wire motors in parallel.

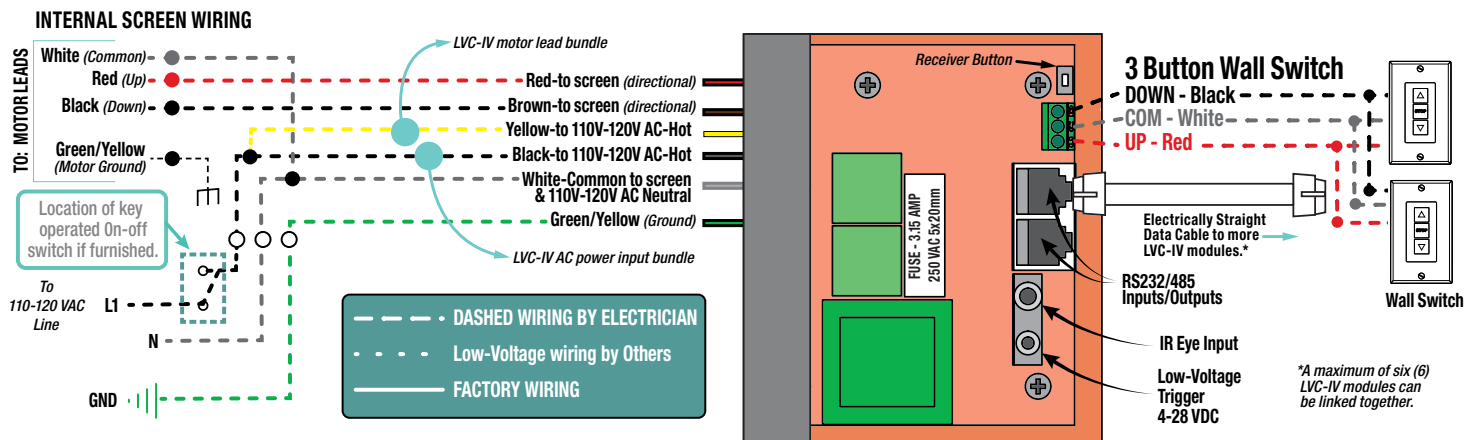
### 110-120V MOTOR STANDARD Single Station Control



## External LVC-IV Junction Box

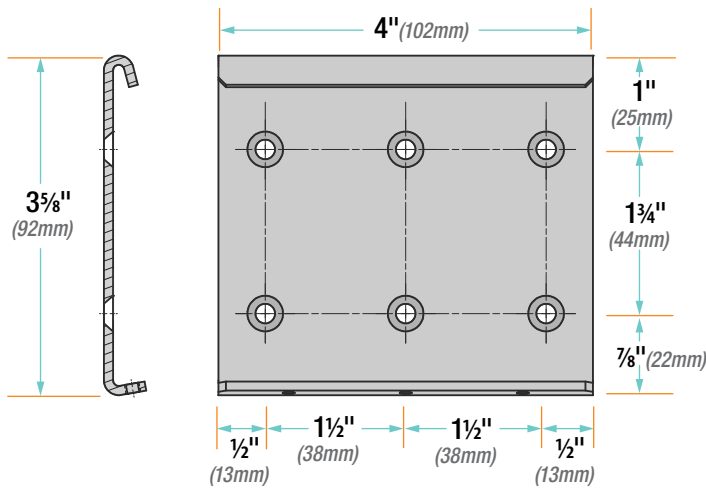


## WIRING DIAGRAM - External LVC-IV (Low-Voltage Control Module)



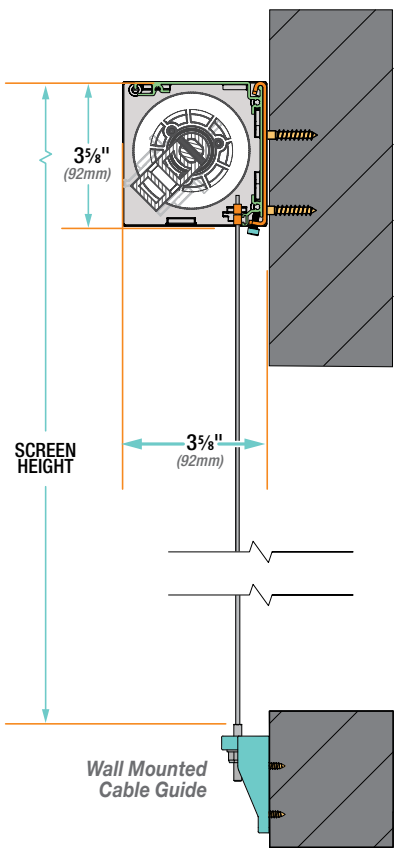
Component Dimensions

Wall Mounting Bracket

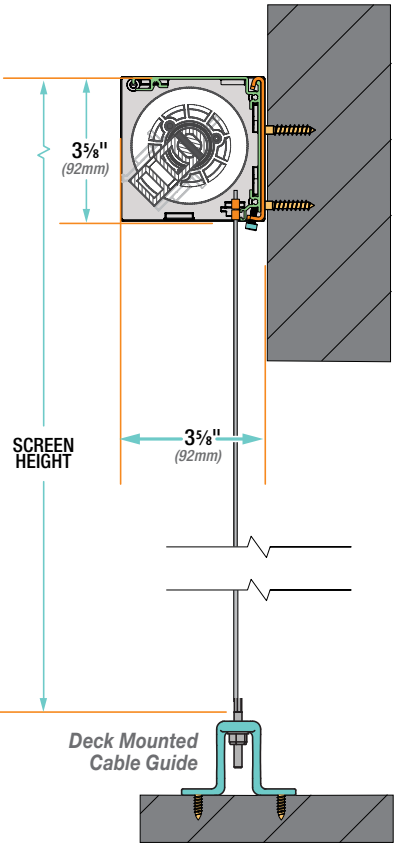
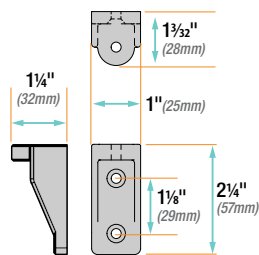


NOTE: Mounting brackets attach to surface with #10 Flat Head Screw.

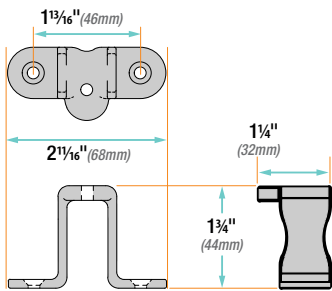
Wall Mount Option



Cable Guide - Wall Mount



Cable Guide - Deck Mount



## Assembled Dimensions

