



TecVision NanoPerf XT1300X White shown here.  
Kevin Winzeler Photography, Park City, Utah.

### ■ When you want speakers behind your screen, Draper® has the right choices in acoustically transparent screen surfaces.

Whether you're installing a home theater system, or AV in a corporate or commercial environment, the proper setup for the sound system ensures the highest quality results.

This maintains:

- Sound localization for dialogue and sound effects;
- Movie theatre quality that is true to the original sound mixing; and
- The ability to use identical speakers and avoid interference with other objects on the floor or ceiling.

However, placing the center speaker directly behind a standard projection screen typically means there will be some sound loss.

**The solution is an acoustically transparent screen;** that is, a projection screen with a weave or with tiny holes to allow the sound to pass through, much like the cloth over a speaker. These acoustically transparent screen surfaces allow audio and video to interact seamlessly, creating the ultimate experience.

## ACOUSTICALLY TRANSPARENT OPTIONS

### **ClearSound White Weave XT900E**

Draper was the first manufacturer to introduce woven acoustically transparent screens. Until then, only perforated materials were available. ClearSound White Weave XT900E continues to be the most innovative and versatile acoustically transparent front projection screen material available. With over 76,000 microscopic openings per square foot, White Weave XT900E has the sound transmission characteristics of high-quality speaker grille cloth. There is also little impact on the image, with less than 6% light loss. Woven surfaces are not recommended for viewing less than 10' from the screen.


### **ClearSound NanoPerf XT1000V**

Microscopic perforations in the fabric create an acoustically transparent surface that does not compromise audio quality when speakers are placed behind the screen, while providing a beautiful image. The projected image is gorgeous, with a full 180° viewing cone and accurate color reproduction. Ideal for home theatre and commercial uses, even rental/staging. Numerous tiny openings in this surface allow viewing distances of 10 feet or more and improved acoustics.


### **TecVision Performance Screen**

NanoPerf is also available with all Draper TecVision surfaces.


## WHITE PAPER: ACOUSTICALLY TRANSPARENT PROJECTION SCREENS



Woven materials are the most innovative and versatile acoustically transparent front projection screen materials available.



The perforation diameter for NanoPerf surfaces is 0.381mm (0.015"). There are 203 holes per square inch.



Standard perf diameter is 1.12192mm (0.048"), and there are 25 holes per square inch.

### MINIMUM SIZES

Draper does not recommend using any of our acoustically transparent surfaces in sizes smaller than 80 inches wide. This is due to moiré patterns. If the projector is too close to the screen, pixels won't line up properly.

### TEST PROCEDURE

A review measurement of the acoustically transparent materials was performed by engineers at Auralex Acoustics in Indianapolis, Indiana. For the ClearSound White Weave XT900E, a Klipsch loudspeaker was positioned in a semi-anechoic test room such that it simulated a center-channel configuration in a typical theater setup. An Earthworks omnidirectional microphone was placed 24 inches from the loudspeaker.

Wideband (20-20,000 Hz) pink noise was played through the loudspeaker using the Goldline Audio Toolkit DVD.

The third-octave band levels were measured with the TerraSonde Audio Toolbox analyzer using a Real-Time Analysis (RTA) module.<sup>1</sup>

The overall noise level was set such that the signal-to-noise in the test room was at least 25 dB in all bands of concern.

A 30-second average of the sound level was measured and saved with no screen sample in place.

For NanoPerf, a Genelec loudspeaker was positioned in front of an isolation box which contained an Earthworks omnidirectional microphone. The isolation box is constructed in order to block out sounds that come from all sides except the front of the box, which is left open. Wideband (20-20,000 Hz) pink noise was played through the loudspeaker and the levels were measured using acoustical testing software in order to set a base level. The overall noise level was set such that the signal-to-noise in the test room was at least 25 dB in all bands of concern.

Using a temporary screen framing apparatus provided by Draper, the screen samples were placed between the loudspeaker and the microphone. The wideband pink noise signal was played again through the loudspeaker and the third-octave band levels were measured and saved for each screen sample. The nominal screen sample size was 64 inches wide by 36 inches high. The distance from microphone to screen sample surface was -18 inches. *(Note: Different screen-to-loudspeaker and/ or screen-to-microphone distances yielded no significant changes in the measured results.)*

*(continued on next page)*

**NanoPerf is also available with all ISF-certified, 8K-ready TecVision Performance Screen surface formulations.**



## WHAT DOES IT ALL MEAN?

Charts below and on the next page outline how each acoustically transparent screen material performed in the tests. The amount of sound loss is indicated in decibels (dB) as Screen Insertion Loss (IL). For a simple idea of how much loss we are talking about, here are a few sound levels for comparison: Breathing is about 10 dB, the average library has a sound level of about 40 dB, and an air conditioner unit 100 feet away comes in at about 60 dB. Typical radio or TV sound is around 70 dB.<sup>2</sup>

**Two things are worth noting.** First, as can be seen in the graphs, sound loss through an acoustically transparent screen is negligible. Using the comparative sound levels above, the decibel loss is in most cases a fraction of the sound level of breathing. The other point concerns specifically the frequency of human speech.

The frequency of a typical adult male's speech is 85-180 Hz, and that of a typical adult female is 165-255 Hz. In that area, 85-255 Hz., the sound loss is less than a decibel for Draper acoustically transparent surfaces, so an acoustically transparent screen will have a minimal impact on dialogue.

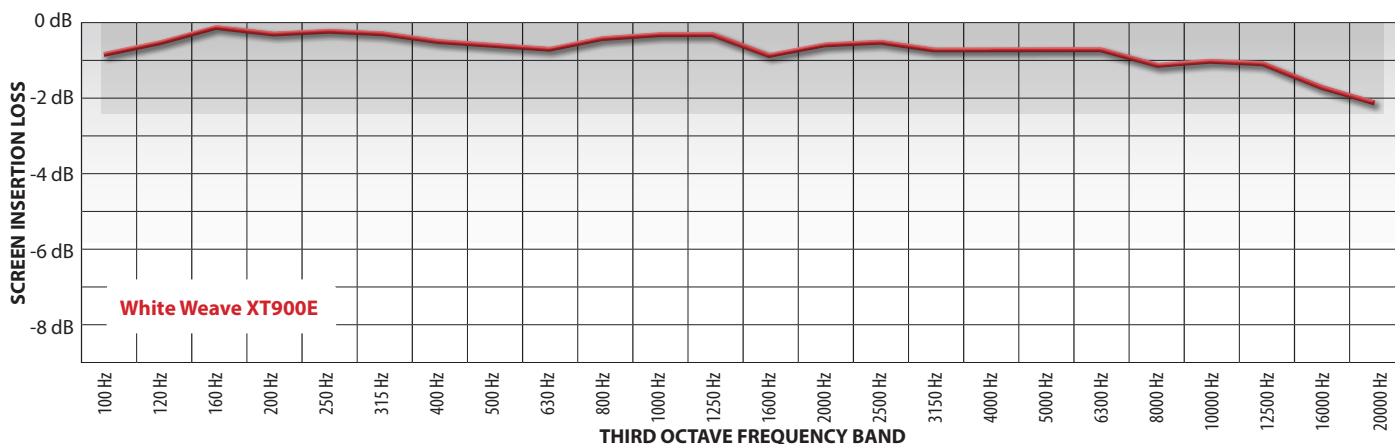
<sup>1</sup> Microphone and analyzer were calibrated to 94 dB (SPL) at 1 kHz. Levels were measured from 25-20,000 Hz, but only the bands of concern for transmissibility are reported, i.e., 100-20,000 Hz.

<sup>2</sup> (Found at: [industrialnoisecontrol.com](http://industrialnoisecontrol.com). SOURCES: Temple University Department of Civil/Environmental Engineering, and Federal Agency Review of Selected Airport Noise Analysis Issues, Federal Interagency Committee on Noise [August 1992]. Source of the information is attributed to Outdoor Noise and the Metropolitan Environment, M.C. Branch et al., Department of City Planning, City of Los Angeles, 1970.)

(continued on next page)

## CLEAR SOUND ACOUSTIC PERFORMANCE CHARTS

### Woven Surfaces

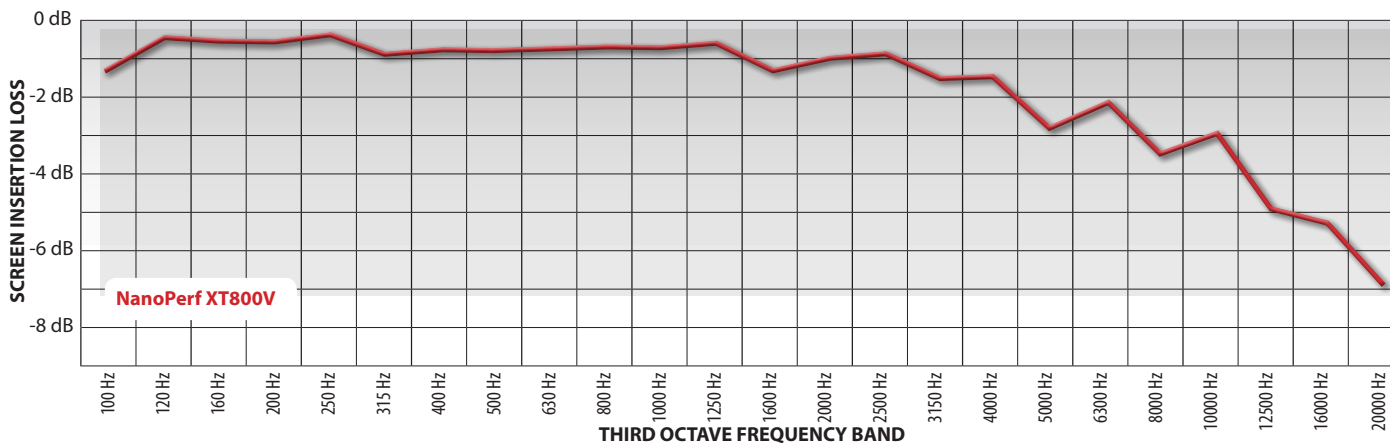


### ClearSound White Weave XT900E

With an average screen insertion loss (IL) of only 0.7 dB, and a maximum loss of only 2.0 dB found at 20,000 Hz., White Weave XT900E has the best acoustic performance.

## CLEAR SOUND ACOUSTIC PERFORMANCE CHARTS

### NanoPerforated Surfaces

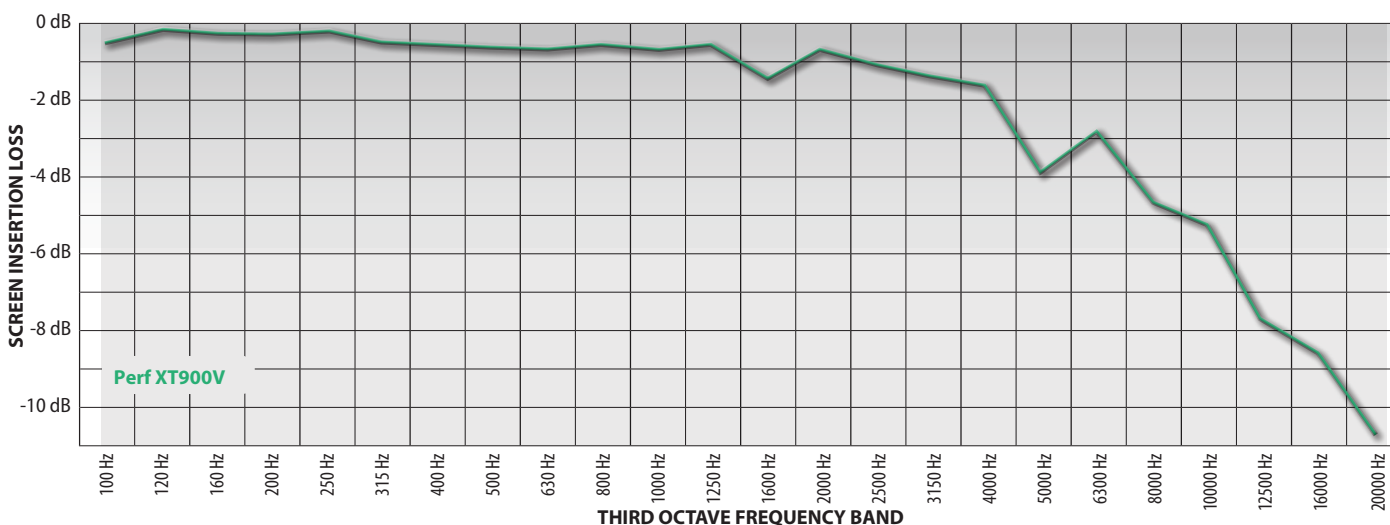


#### ClearSound NanoPerf XT1000V

This is a perforated vinyl surface. NanoPerf XT1000V (and NanoPerf TecVision) averages 1.7 dB IL.

The perforation diameter is 0.381mm (0.015"). There are 203 holes per square inch.

### Perforated Surfaces



#### ClearSound Perf XT900V

This perforated vinyl surface averages a 2.2 dB IL. The perforation diameter is 1.2192mm (0.048"), and there are 25 holes per square inch.



SCAN OR VISIT FOR MORE SCREEN SURFACES  
[www.draperinc.com/projectionscreens/surfaces.aspx](http://www.draperinc.com/projectionscreens/surfaces.aspx)



Draper® products are designed, engineered, and assembled in the USA.

Draper, Inc. | 411 S. Pearl St. Spiceland, IN 47385

draperinc.com | 800.238.7999

© 2016 All Rights Reserved | 0624 | AT\_Screens\_0816\_wp

Creating **partnerships**, designing and manufacturing **innovative products** with **integrity**, as we have since 1902.